



Staff Training Solutions

asrt.org/stafftraining

Easily Meet
Safe CT and
MR Joint
Commission
Requirements.

*essential***education**

asrt

Staff Training Solutions

RESOURCES FOR TRAINING

PAGE

Computed Tomography	2
Radiography Positioning and Registered Radiologist Assistant ..	3
Safe CT, MRI, and Fluoroscopy Practices	4
Compliance and Regulations	5
Interventional	6
Magnetic Resonance	7
Patient Care and Safety	8
Radiography and Sectional Anatomy	9
Fluoroscopy	10
Leadership and Faculty Development	11
Mammography	12
Sonography	13
Nuclear Medicine	14
Radiation Therapy and Medical Dosimetry	15
Quality Management and Bone Densitometry	16

Affordable, Personalized, Educational Programs for Your Facility

Your online training program
starts here.

- ✓ Boost staff performance.
- ✓ Meet regulatory training requirements.
- ✓ Reduce training expenses.
- ✓ Offer professional growth opportunities.
- ✓ Earn continuing education credit.

Create a
custom online
program
today!



Customized Staff Training *Solutions*


Work with an ASRT Staff Training Specialist to build an individualized educational program from the more than 800 courses in the ASRT Store. You decide how many credits or courses to include in your program, tailored to your specific staff training needs and budget.

Save up to
40%
per credit!

THE MORE CREDITS YOU BUY, THE MORE YOU SAVE.

Why **consider** ASRT Staff Training **Solutions?**

- + A tailor-made program with only the education your staff needs – nothing they don't.
- + Quality, convenient online education.
- + Easy-to-follow courses.
- + Certificates for course completion.
- + Personalized service.
- + Flexible payment options.



Visit asrt.org/stafftraining

Call 505-298-4500 or
800-444-2778, Ext. 1097

E-mail onlinece@asrt.org



New! CT Basics 2.0

Prepare your staff for the field of CT, prevent safety incidents, and improve patient care with the latest update to our classic CT series. The comprehensive, interactive modules cover a variety of procedures in modern computed tomography as well as all-new radiation safety and patient care content.

asrt.org/ctbasics

CT Procedures

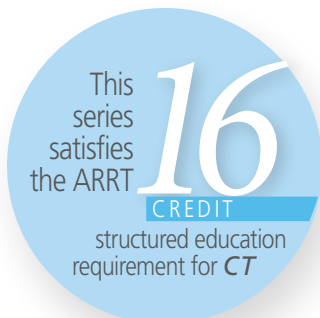
Biopsies, Drainage, and Transplant Studies	1 A+
Chest and Abdomen Studies	1.75 A
Imaging of the Head	1.25 A
Multiphase Studies	1 A
Myelography, Discography, and Arthrography	1 A+
Vascular Studies	1.5 A+

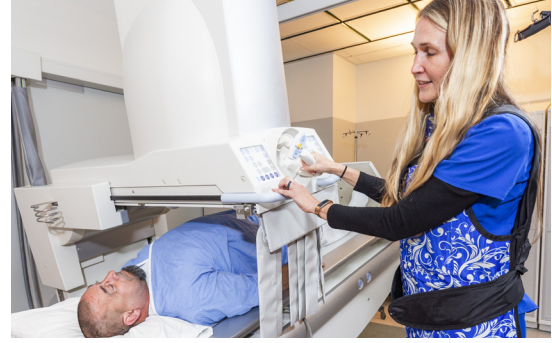
asrt.org/store

CT Basics 2.0: The Series

16 Credits

MODULES	CREDITS
1 Fundamentals	1 A
2 Principles, Parameters, and Display	1 A
3 Data Acquisition	1 A
4 Image Processing and Reconstruction	1 A
5 Image Quality	1 A
6 Radiation Safety and Dose	1 A
7 Patient Safety in Computed Tomography	1 A
8 Patient Care in Computed Tomography	1 A
9 CT Cross-sectional Anatomy	2 A
10 CT Procedures	2 A
11 Additional Procedures	2 A
12 CT Pathology	2 A+





Radiography Positioning Guide

Prepare for clinical practice, meet your Continuing Qualifications Requirements (CQR) needs, or just brush up on basic skills with this complete and detailed guide for every common radiography exam. Each module includes detailed information about patient care, exam prep, positioning, technical factors, anatomy of interest, and image quality criteria.

Modules can be purchased individually or as a series.
asrt.org/rpg

Radiography Positioning Guide: The Series 17 Credits

MODULES	CREDITS
1 Age-specific Imaging	1 A
2 Bony Thorax	1 A
3 Chest and Abdomen	1 A
4 Distal Lower Extremity	1.5 A
5 Distal Upper Extremity	1 A
6 Fluoroscopy: Part 1	1 A
7 Fluoroscopy: Part 2	1 A
8 Mobile Radiography	1 A
9 Gastrointestinal Studies	1 A
10 Pelvis	1 A
11 Proximal Lower Extremity	1 A
12 Proximal Upper Extremity	1 A
13 Sinuses and Mandible	1 A
14 Skull and Facial Bones	1 A
15 Spine	1.5 A
15 Trauma Radiography	1 A

Registered Radiologist Assistant Essentials

This series will prepare you for the demanding and technical RRA work environment. The modules describe many common procedures in detail, including indications and contraindications, preparation, positioning, safety, and more.

Modules can be purchased individually or as a series.
asrt.org/raessentials

Registered Radiologist Assistant: The Series 16 Credits

MODULES	CREDITS
1 Neurological Procedures	1.75 A+
2 Esophageal Evaluation	1.25 A+
3 Upper Gastrointestinal Procedures	1.5 A+
4 Bowel Exams	1.25 A+
5 Pulmonary Studies	0.5 A+
6 Drainage Procedures	1.5 A+
7 Diagnostic Urography	2.75 A+
8 Therapeutic Fluid Removal	1.5 A+
9 Injections and Biopsies	1.75 A+
10 Non-oral Contrast Studies	2.25 A+

Bonus Module With Series Purchase

Peripheral Insertion of Central Venous Catheter (PICC) Placement

Not for CE credit.



Safe MRI Practices

- Explains safety factors in MR imaging, including safety principles, patient screening and emergency management.
- Illustrates screening criteria, positioning and acoustic damage prevention.
- Offers techniques for managing claustrophobic patients.



Safe CT Practices

- Explains safety factors in CT, including technical factor selection, positioning and shielding.
- Covers protocols, venipuncture, contrast administration, emergency procedures and pediatric patients.
- Describes the importance of the Image Gently® and Image Wisely® campaigns.



Safe Fluoroscopy Practices

- Covers fluoroscopic imaging safety, safe operation of equipment and techniques to ensure image quality.
- Explains radiation dose optimization techniques for adult and pediatric patients.
- Identifies the purposes of the Image Gently® and Image Wisely® campaigns and available resources for fluoroscopic procedures.

These online courses are designed to meet requirements established by The Joint Commission. For individual use only, not for CE credit.

Member Price: \$0

Retail Price: \$15

Institutional Version*

Member Price: \$200

Retail Price: \$250

SAVE 20%
with Combo Packs

asrt.org/compliance

Safe CT, MRI and Fluoroscopy Practices Combo Pack

Member Price: \$0 Retail Price: \$36

Institutional Version*

Member Price: \$480

Retail Price: \$600

Safe CT and MRI Practices Combo Pack

Member Price: \$0 Retail Price: \$24

Institutional Version*

Member Price: \$320

Retail Price: \$400

*For unlimited institutional use, provided on CD. Can be uploaded to most learning management systems, installed on computers directly or saved to a private server for your employees. Includes test bank and certificate of completion template.



EZ Compliance

- Choose from over 30 modules on Safe CT Practices, HIPAA, hand hygiene and more.
- Reflects accreditation standards and state requirements.
- Free to ASRT members, or available on CD for unlimited use at your facility.
- Includes printable transcripts and certificates to demonstrate completion.

asrt.org/ezcompliance

Not for CE credit.

MODULES

- | | |
|---|--|
| Abuse and Neglect | Pediatric Patient Populations |
| Cultural Competence | Physically Disabled Patient Populations |
| Elderly Patient Populations | Preventing Inpatient Suicide |
| Environmental Safety | Prevention of Health Care-Associated Infections |
| Fire Safety | Radiation Protection for Radiation Therapy Patients |
| Hand Hygiene | Radiation Protection for Radiation Therapy Personnel |
| Hazardous Materials and Waste | Radiation Safety |
| HIPAA | Radiation Therapy Safety and Quality Assurance |
| HIV/AIDS | Reducing Patient Falls |
| Medical Imaging and Radiation Therapy Equipment | Safe CT Practices |
| Medication Safety | Safe Fluoroscopy Practices |
| Mentally Disabled Patient Populations | Safe MRI Practices |
| Non-English Speaking Patient Populations | Section 1557: Health Care Discrimination Rules and Regulations |
| Obese Patient Populations | Storage and Care of Lead Aprons |
| Patient Communication | Student Supervision |
| Patient Identification | Substance Abuse |
| Patient Restraints | Wrong Site, Wrong Procedure, and Wrong Person |
| Patient Rights | |

See how group membership can work for your organization
asrt.org/group



Vascular-Interventional Essentials

This series will prepare you for the fast-paced world of interventional radiology. Equipment, patient care, and pharmacology cover the fundamentals. Then we fill in the gaps with detailed procedural breakdowns.

Modules can be purchased individually or as a series.

asrt.org/vascularinterventional

Vascular-Interventional: The Series	20 Credits
MODULES	
1 Fundamentals	2 A
2 Part 1 – Basic Equipment and Instrumentation	1 A
Part 2 – Therapeutic Equipment and Instrumentation	1.5 A
3 Patient Care	2.25 A
4 Part 1 – Pharmacology Basics	1 A+
Part 2 – Interventional Pharmacology	1.5 A+
5 Venous Access Procedures	1.25 A+
6 Dialysis Management	1.75 A+
7 Neurologic Procedures	1 A+
8 Thoracic Procedures	1.5 A+
9 Abdominal Arterial Procedures	1.25 A+
10 Abdominal Venous Procedures	1.25 A+
11 GI and GU Nonvascular Procedures	1.25 A+
12 Peripheral Vascular Procedures	1.5 A+



Cardiac-Interventional Structured Education Bundle

The courses included in this bundle cover pharmacology, contrast media and fluoroscopy. Laboratory values, intravascular ultrasound and medication safety also are discussed.

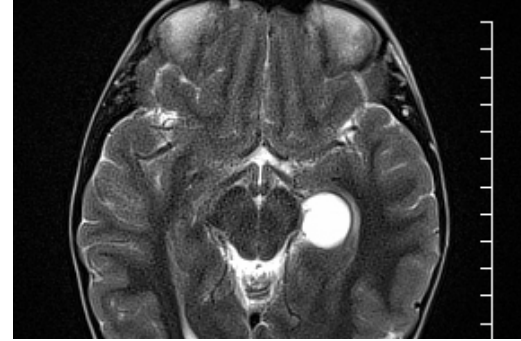
Modules can be purchased individually or as a series.

asrt.org/structurededucation

Cardiac-Interventional: Bundle	16 Credits
MODULES	
1 Introduction to Cardiac Catheterization	1.25 A+
2 Conduction System Studies	1 A+
3 Arrhythmia Ablation Procedures	2 A+
4 Device Implantation	2 A+
5 Right Heart Hemodynamics and Calculations	1 A+
6 Percutaneous Coronary Intervention	1.5 A+
7 Intracardiac Imaging Studies	1 A+
8 Mechanical Devices and Coronary Artery Excision	1.25 A+
9 Percutaneous Cardiac Valve Interventions	1.5 A+
10 Intracardiac Devices, Fluid Removal and Biopsy Procedures	1.75 A+
11 Vascular-Interventional Essentials Module 2: Part 1: Basic Equipment and Instrumentation	.75A
12 Vascular-Interventional Essentials Module 4: Part 1: Pharmacology Basics	1 A+

This series satisfies the ARRT **16** CREDIT structured education requirement for *VI*

This series satisfies the ARRT **16** CREDIT structured education requirement for *CI*



MR Basics

This series provides a broad overview of MR history, equipment, and techniques. Detailed physics, applications, and methods to improve image quality are included. MR-specific pathology is also discussed.

asrt.org/mrbasics

MR Procedures

- Abdominal Studies 1 A
- Imaging of the Head 1.25 A
- Imaging of the Spine and Thorax 1 A
- Musculoskeletal Imaging: Digits and Joints 1 A
- Neurological Studies 1.25 A+

asrt.org/store

MR Basics: The Series

16 Credits

MODULES	CREDITS
1 Fundamentals	1 A
2 Equipment and Instrumentation	1 A
3 Radiofrequency and Gradients	1 A
4 Image Production Parameters	1.5 A
5 Contrast Media	1 A
6 Pulse Sequences	1.5 A
7 Safety Essentials	1 A
8 Image Quality	1 A
9 Neuroimaging	2 A
10 Body and Joint Imaging	2 A
11 Pathology Part 1	1.5 A+
12 Pathology Part 2	1.5 A+

This series satisfies the ARRT **16** CREDIT structured education requirement for *MR*



Safety Essentials

Focuses on quality patient care and prevention of medical errors as outlined in the Joint Commission patient safety performance requirements. Modules can be purchased individually or as a series.

asrt.org/safetyessentials



Patient-centered Care for Diverse Populations

Covers the needs and challenges of different patient populations, and how to engage with them. Topics include cultural competency and health literacy. Modules can be purchased individually or as a series.

asrt.org/patientcare

Safety Essentials: The Series

14 Credits

MODULES	CREDITS
1 Introduction to Health Care Safety	1.5 A
2 Workplace Safety	1.5 A
3 Risk Management	1.5 A+
4 Patient Transfer and Transport	1.5 A
5 Patient Fall Prevention	1 A
6 Infection Control Practices	1.5 A
7 Medication Safety	1.5 A+
8 Wrong Site, Wrong Procedure, and Wrong Person	1 A+
9 Sentinel Event Policy and Prevention	1.5 A+
10 Radiation Protection	1.5 A

Patient-centered Care for Diverse Populations: The Series

12 Credits

MODULES	CREDITS
1 Fundamentals	1 A
2 Elderly Patients	1.5 A
3 Pediatric Patients	1.5 A
4 Patients With Physical Disabilities	1.5 A
5 Patients With Intellectual Disabilities	1 A
6 Cultural Competence	1.5 A
7 Health Literacy	1 A
8 Diverse Body Habitus	1 A
9 Chronically Ill Patients	1 A
10 Equitable Patient Care	1 A



Essentials of Digital Imaging

Engaging animations, videos and a collection of images reveal the dynamics of producing, analyzing and storing digital images in the real-world work environment of today.

Modules can be purchased individually or as a series.

asrt.org/digitalimaging

Essentials of Digital Imaging: The Series		7 Credits
MODULES		CREDITS
1	Fundamentals	1.5 A
2	Processing	1 A
3	Display	.5 A
4	Image Analysis	1 A
5	PACS	1 A
6	Dose Reduction and Patient Safety	1 A
7	Quality	1 A



Sectional Anatomy Essentials

This series is a detailed examination of human anatomy, organized by body region. Written by radiologists, this module provides a detailed view and description of anatomy using various imaging modalities.

asrt.org/sectionalanatomy

Sectional Anatomy Essentials: The Series		11.5 Credits
MODULES		CREDITS
1	Introduction to Sectional Anatomy	1.5 A
2	The Cranium and Facial Bones	1.5 A
3	The Brain	1.5 A
4	The Spine	1 A
5	The Neck	1 A
6	The Thorax	1.5 A
7	The Abdomen	1 A
8	The Pelvis	1 A
9	The Extremities	1.5 A



Fluoroscopy

This fluoroscopy series covers radiation protection, regulation and image quality for fixed and mobile fluoroscopy units. Each article is presented as a PDF so it can be easily printed or read on an electronic device.

Modules can be purchased individually or as a series.

asrt.org/fluoroscopy

PDF

Fluoroscopy: The Series	12.75 Credits
MODULES	CREDITS
1 Radiation Protection and Safety	2.75 A+
2 Operation and Safety of Fixed Fluoroscopy Units	1.5 A+
3 Regulation and Radiation Protection	1.5 A+
4 Mobile Unit Operation and Safety	2.5 A+
5 Radiation Protection of the Eye	3 A+
6 Image Quality and Analysis	1.5 A+

Quality Management in the Imaging Sciences: Chapter 7 – Quality Control of Fluoroscopic Equipment

Presents the main components of a modern fluoroscopic unit and the procedures for evaluating quality control in fluoroscopic systems.

asrt.org/store

Credit 1 A

Quality Management in the Imaging Sciences: Chapter 8 – Digital Radiographic and Fluoroscopic Systems and Advanced Imaging Equipment

Describes the basic methods of obtaining digital radiographs and digital fluoroscopic images. You will learn the quality control procedures for evaluating digital radiographic systems, digital fluoroscopy and special procedure equipment.

asrt.org/store

Credit 2.5 A



Leadership Essentials

Achieve high performance in health care by identifying key strategies for individual achievement and organizational success in any health care leadership position.

Modules can be purchased individually or as a series.

asrt.org/leadership

Leadership Essentials: The Series		11 Credits
MODULES		CREDITS
1	Introduction to Supervision	1 A
2	Competent Communication	1 A
3	Employment Law	1.5 A+
4	Performance Coaching	1 A+
5	Quality Standards	1 A
6	Accreditation and Regulations	1 A+
7	Budgeting and Finance	1 A+
8	Project Management	1.5 A+
9	Leadership Skill	1 A
10	Health Economics	1 A



Clinical Instructor Academy

This six-part video program is designed to meet the Joint Review Committee on Education in Radiologic Technology (JRCERT) standards for radiography clinical instructors and radiation therapy clinical supervisors.

Modules can be purchased individually or as a series.

asrt.org/cia

Clinical Instructor Academy: The Series		5.75 Credits
MODULES		CREDITS
1	Transitioning From Staff Technologist to Clinical Instructor	0.5 A
2	Are We Participating in Education or Training?	1.25 A
3	The Clinical Instructor as Facilitator of Learning	1 A
4	Assessment of Clinical Performance	1 A
5	Remediation: An Art and Science	1 A
6	Record Keeping, Confidentiality and Legal Responsibilities	1 A



Breast Imaging Essentials

Advance your skills in breast imaging with this easy-to-follow program that describes the technology and techniques required to provide quality patient care and produce detailed images.

Modules can be purchased individually or as a series.

asrt.org/breastimaging



Quality Management in the Imaging Sciences: Chapter 9–Mammographic Quality Standards

Covers the Mammography Quality Standards Reauthorization Act and specific responsibilities required of imaging department staff. The course also presents standards for evaluation of mammography equipment including quality control checklists.

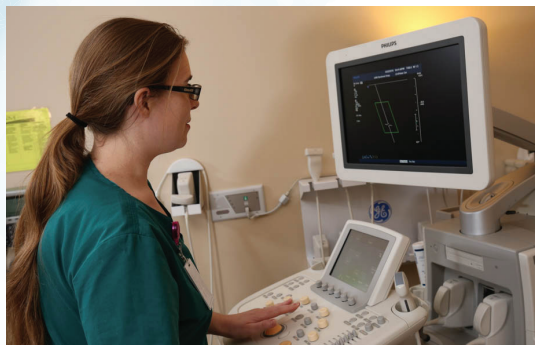
asrt.org/store

Credit 2.5 A

Breast Imaging Essentials: The Series 16 Credits

MODULES	CREDITS
1 Fundamentals of Breast Imaging	1.5 A
2 Digital Equipment and Image Production	1.5 A
3 Digital Image Evaluation	1.25 A
4 Breast Anatomy	0.75 A
5 Pathology	1.75 A+
6 Digital Quality Control and Regulations	2 A
7 Patient Care	1.75 A
8 Digital Procedures and Techniques	2.25 A
9 Breast Ultrasound	2 A
10 Digital Breast Tomosynthesis	1.25 A





Breast Ultrasound

The ASRT Store includes 8 courses in Breast Ultrasound totaling 13 continuing education credits. These courses cover anatomy and the fundamental skills and techniques for the acquisition of high quality diagnostic images.

asrt.org/breastultrasound

Breast Ultrasound 13 Credits

MODULES	CREDITS
Chapter 5 – Breast Anatomy and Normal Ultrasound Appearances	1.5 A
Chapter 6 – Ultrasound Examination Technique	2 A
Chapter 7 – Ultrasound Image Interpretation, Recording and Reporting	2 A
Chapter 8 – Benign Breast Disease	1.5 A
Chapter 9 – Malignant Breast Disease	1 A
Chapter 10 – Ultrasound of the Augmented Breast	1 A
Chapter 12 – Ultrasound-guided Interventional Techniques	2 A

Breast Imaging Essentials | Module 9: Breast Ultrasound **2 A+**

Ultrasound: the Requisites

8 courses developed from the Ultrasound: The Requisites book that total 12.25 continuing education credits.

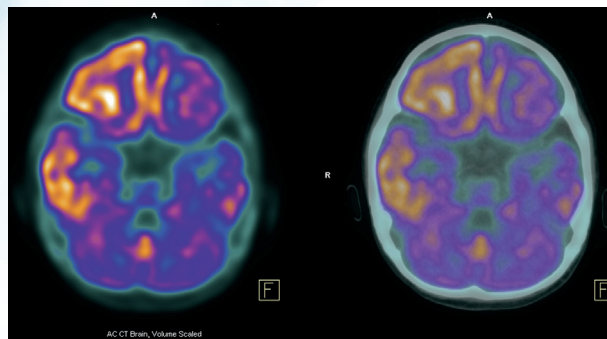
asrt.org/store

Ultrasound: the Requisites 21.75 Credits

MODULES	CREDITS
Chapter 1 – Practical Physics	3 A
Chapter 6 – Lower Genitourinary	2.75 A
Chapter 9 – General Abdomen	2.25 A
Chapter 10 – Neck and Chest	3.5 A
Chapter 12 – The Obstetric Ultrasound Examination: Guidelines	2 A
Chapter 14 – The First Trimester and Ectopic Pregnancy	3.25 A
Chapter 16 – Fetal Thorax	1.75 A
Chapter 23 – Pelvis and Uterus	3.25 A

Structured Education Solutions

Visit asrt.org/structurededucation for more information about educational bundles for Breast Sonography and Vascular Sonography accepted by the ARRT.



Essentials of Nuclear Medicine Imaging

These courses cover a wide range of topics in nuclear medicine. The complete Essentials of Nuclear Medicine series totals 37.25 nuclear medicine CE credits. Whether you're trying to decide if nuclear medicine is the specialty for you or you need to prepare for a test, you can use this series to get the practical knowledge you need to achieve your goals.

asrt.org/nuclearmedicine

Essentials of Nuclear Medicine Imaging	37.25 Credits
MODULES	CREDITS
Chapter 1 – Radioactivity, Radionuclides, and Radiopharmaceuticals	2.25 A
Chapter 2 – Instrumentation and Quality Control	4.75 A
Chapter 3 – Central Nervous System	2.75 A
Chapter 4 – Thyroid, Parathyroid, and Salivary Glands	3.25 A
Chapter 6 – Respiratory System	4 A
Chapter 7 – Gastrointestinal Tract	3.25 A
Chapter 8 – Skeletal System	4.5 A
Chapter 9 – Genitourinary System and Adrenal Glands	3 A
Chapter 10 – Non-PET Neoplasm Imaging and Radioimmunotherapy	1.5 A
Chapter 11 – 18F-FDG PET/CT Neoplasm Imaging	3.5 A
Chapter 12 – Inflammation and Infection Imaging	2.25 A
Chapter 13 – Authorized User and Radioisotope Safety Issues	2.25 A

PET-CT Essentials

This course describes the scientific principles associated with PET-CT, as well as patient preparation and safety requirements. It discusses requirements for performing PET-CT scans in cardiology, neurology and oncology.

asrt.org/petct

Credit 1 A

Quality Management in the Imaging Sciences: Chapter 13 – Quality Assurance in Nuclear Medicine

Discusses energy resolution and photopeaking, counting rate limits, field uniformity, spatial resolution and linearity, sensitivity and multiple-window spatial registration. Quality assurance programs for single-photon emission computed tomography (SPECT), positron emission tomography (PET) technology and radiopharmacy are also presented.

asrt.org/store

Credit 1.5 A



Image-guided Radiation Therapy

Improve patient outcomes by learning which technologies work well with specific anatomy. Each article is presented as a PDF so it can be easily printed or read on an electronic device.

Modules can be purchased individually or as a series.

asrt.org/igrt

Image-guided Radiation Therapy: The Series

17 Credits
18 MDCB Credits

MODULES	CREDITS
1 Overview	3 A+ / MDCB
2 Computed Tomography	2 A+ / MDCB
3 Ultrasonography	2 A+ / MDCB
4 Portal Imaging	2.5 A+ / MDCB
5 Fiducials and Transponders	1.5 A+ / 2 MDCB
6 Surface Tracking	1.5 A+ / MDCB
7 Intrafraction Monitoring	2 A+ / 2.5 MDCB
8 Respiratory Gating	2.5 A+ / MDCB



Proton Therapy

The Proton Therapy modules cover the benefits and characteristics of proton therapy and the essentials of proton therapy equipment. These modules explain proton physics concepts, patient care concerns and the unique nature of proton therapy treatment planning.

asrt.org/protontherapy

Proton Therapy

3 Credits

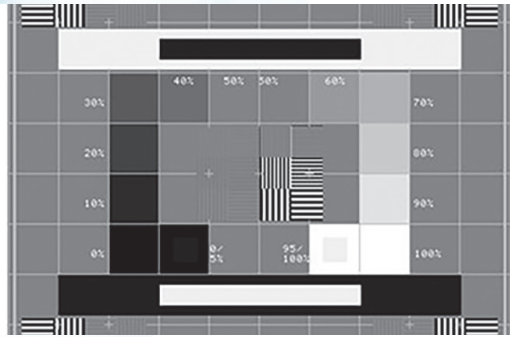
MODULES	CREDITS
Module 1: Physics and Equipment	1.5 A / MDCB
Module 2: Radiobiology and Treatment	1.5 A / MDCB

CT Simulation for Radiation Therapy

This course will help you gain the practical knowledge you need to adhere to safety and quality standards.

asrt.org/ctsim

Credit 1.5 A / MDCB



Quality Management in the Imaging Sciences

These courses were developed from the Quality Management in the Imaging Sciences book. They cover a wide range of topics in quality management. Complete all of the courses to earn 15.5 continuing education credits.

asrt.org/store

Bone Densitometry Basics

This bundle of ASRT educational products fulfills structured education requirements for bone densitometry. The products included in the bundle cover bone health and pathology, DXA scanning procedures, and scanning safety considerations. Patient education and patient-centered care also are discussed.

asrt.org/bonedensitometry

Quality Management in the Imaging Sciences 15.5 Credits

MODULES	CREDITS
Chapter 1- Introduction to Quality Management	2 A+
Chapter 2- Quality Management Tools and Procedures	1.5 A+
Chapter 5- QC of X-Ray Generators and Ancillary Equipment	3 A
Chapter 7- Quality Control of Fluoroscopic Equipment	1 A
Chapter 8- Digital Radiographic and Fluoroscopic Systems and Advanced Imaging Equipment	2.5 A
Chapter 9- Mammographic Quality Standards	2.5 A
Chapter 12- Ultrasound Equipment Quality Assurance	1.5 A
Chapter 13- Quality Assurance in Nuclear Medicine	1.5 A

Bone Densitometry 16 Credits

MODULES	CREDITS
1 Fundamentals	1.5 A
2 Osteology	1 A
3 Pathology	1.5 A
4 Treatment and Prevention	1.25 A+
5 Equipment	.75 A
6 Scanning Preparation and Safety	1.5 A
7 Pediatric Skeletal Health Assessment	1.5 A
8 Essentials of FRAX	.25 A
9 Essentials of VFA	.5 A
10 DXA Scanning of the Lumbar Spine	1.5 A
11 DXA Scanning of the Proximal Femur	1 A
12 DXA Scanning of the Forearm	1.25 A
13 DXA Scanning of the Whole Body and Body Composition	1.25 A
14 Precision Studies, Serial Scanning, and QC	1.25 A



Keep Your Staff Up to Date



ASRT Group Membership

Benefits for Your Staff

- **Access to 17 CE credits each membership year.**
- **An online CE library with 500 courses** in topics including radiography, CT, MR, mammography, radiation therapy, nuclear medicine and more.
- **More than 30 EZ Compliance™** workplace training modules.
- **10,000+ searchable discussions** about techniques, Practice Standards, career development and more in the ASRT Communities.

Benefits for You

- **Get one invoice** and one common billing date for all staff.
- **Easily add or remove staff** members at any time throughout the year
- **We'll waive the \$10 application fee for each new member** when you enroll a group of 10 or more.

get started

asrt.org/group
800-444-2778, Ext. 1296
gcoordinator@asrt.org

“Providing education for our staff in a rapidly changing medical imaging environment is easy and efficient with ASRT group membership. We receive ongoing support from our ASRT coordinator, one-time billing and a simple process to allow immediate changes to our roster. As an administrator, ASRT’s professionalism and commitment to technologist education puts my mind at ease.”

— Scott Austermann, R.T.(R)(MR), Program Manager, Progress West Hospital, Missouri


American Society of
Radiologic Technologists



Convenient Staff
Training Starts Here

asrt.org/stafftraining

*essential***education**

asrt
American Society of
Radiologic Technologists